







Item	Code	Description	Configuration	
	T705A	Small Automatic Pool Cleaner with Spiral Wound Hose and Universal Flow Regulator		Universal Adapter Float Ring x1 Universal Flow Regulator
	T705D	Small Automatic Pool Cleaner with Spiral Wound Hose and 90" Flow Regulator	Body/ 4 Types Connectors Dia. 32mm x 8pcs x 80cm	Float Ring x1 90" Flow Regulator
<p>Application : Above-ground Pool</p> <p>Feature :</p> <ul style="list-style-type: none"> • Durable, Convenient and Efficient • Quick Installation without tools • 8pcs*0.8m quality spiral wound hoses included • Flow regulator included • Work with 0.15HP(120W or 4CBM/H) pump 				

Item	Code	Description	Configuration	
	T702A	Automatic Pool Cleaner with Long Curved Weight and Easy Clean Ball Head		0.8m x 10 pcs Hoses
	T702B		Body/Float Ring/Flow Regulator/ Universal Adapte	0.8 x 12 pcs Hoses
	T702C			0.8 x 14 pcs Hoses
<p>Application : In-ground and Above-ground Pool</p> <p>Feature :</p> <ul style="list-style-type: none"> • Durable, Convenient and Efficient • Quick Installation without tools • To clean both pool wall and bottom • Quality spiral wounded hoses included • Flow regulator included • Work with 0.75HP(560W or 12CBM/H) pump • Easy removal of debris from ball head 				

Item	Code	Description	Configuration	
	T493A	Automatic Pool Cleaner with Long Curved Weight	Body/Float Ring/Flow Regulator/ Universal Adapter	0.8m x 10 pcs Hoses
	T493B			0.8 x 12 pcs Hoses
	T493C			0.8 x 14 pcs Hoses
<p>Application : In-ground and Above-ground Pool</p> <p>Feature :</p> <ul style="list-style-type: none"> • Durable, Convenient and Efficient • Quick Installation without tools • To clean both pool wall and bottom • Quality spiral wounded hoses included • Flow regulator included • Work with 0.75HP(560W or 12CBM/H) pump • Easy removal of debris from ball head 				

Item	Code	Description	Configuration	
	T860A	Automatic Pool Cleaner	Body/ Deflector Wheel/ Universal Adapter/Hose Weight/Flow Regulator/ Suction Test Gauge	0.8m x 10 pcs Hoses
	T860B			0.8 x 12 pcs Hoses
	T860C			0.8 x 14 pcs Hoses
<p>Feature :</p> <ul style="list-style-type: none"> • Durable, Convenient and Efficient • Diaphragm included to drive the moving of cleaner • 3000hrs lifetime of Diaphragm • Quick Installation without tools • To clean both pool wall and bottom • Quiet working without flapper or noise • Quality spiral wounded hoses included • Flow regulator included • Work with 0.33HP(250W or 8CBM/H) pump • Working speed adjustable by automatic regulator valve 				

Item	Code	Description	Configuration	
	T868A	Automatic Pool Cleaner	Body/ Deflector Wheel/ Universal Adapter/Hose Weight/Flow Regulator/ Suction Test Gauge	0.8m x 10 pcs Hoses
	T868B			0.8 x 12 pcs Hoses
	T868C			0.8 x 14 pcs Hoses
<p>Feature :</p> <ul style="list-style-type: none"> • Durable, Convenient and Efficient • Quick Installation without tools • To clean both pool wall and bottom • Quality spiral wounded hoses included • Flow regulator included • Work with 0.75HP(560W or 12CBM/H) pump • Easy removal of debris from ball head 				

Item	Code	Description
	T493-4	Skirt Disk
	T493-5	Round Foot Pad
	L039-3	Disk with Tentacles
	L039-2	Polygon Foot Pad
	T702A-6	Float Ring
	L058	Diaphragm with Clamp Ring
	T494-3	Elbow Connector
	T493-A	Universal Adapter
	T493-15	Flow Regulator

Testing the Water Chemistry

During the swim season test your water weekly.

Step 1

Pool pH test strips. Check the water balance with a test kit. Dip the test strip in the water and compare it to the chart. The pH should be between 7.2 and 7.6. Use a pH increaser or decreaser accordingly.

Step 2

Check the sanitizer levels. Sanitizers either contain chlorine (most common), salt or bromine.

Chlorine levels should be between 1 and 4 parts per million. If they're high, don't worry. The sun burns off chlorine.

Step 3

Shock the water. Pool shock helps destroy contaminants in your water. It's best to add shock weekly, as well as before and after pool parties, after storms, and during periods of high temperatures.

Step 4

Add algaecide weekly. This is a good preventative measure to slow down algae growth.

Common Water Problems

Cloudy Water

Poor circulation, poor filtration and improper water balance can lead to cloudy pool water. Test the water frequently and correct as needed to help keep the water clear. Shock or a water clarifier can help do the trick. Follow the directions on the product label.

Algae Growth

Algae growing on the surfaces can be caused by lack of sanitizer or preventative algaecide, or poor water balance. A high pH will impact how well your sanitizer performs. If algae is a problem, balance the water. Then add an algae treatment and clean all the surfaces. Use algaecide on a weekly basis as preventative maintenance.

Item	Code	Description	
	T908	Cuttuble Hose, Each Section Dia. 1-1/2" 1.5m	
	T909	Dia. 1-1/4" 1m	
	T430A	Blow Molded Vacuum Hose with Standar Cuff Dia. 1-1/4"	
	T430B		9m
	T430C		11m
	T430D		13m
	T110A	Blow Molded Vacuum Hose with Standar Cuff Dia. 1-1/2"	
	T110B		9m
	T110C		11m
	T110D		13m
	T135A	Spiral Wound Vacuum Hose (2 Color) with Standard Cuff Dia. 1-1/4"	
	T135B		9m
	T135C		11m
	T135D		13m
	T134A	Spiral Wound Vacuum Hose (2 Color) with Standard Cuff Dia. 1-1/2"	
	T134B		9m
	T134C		11m
	T134D		13m
	T442	50" Vacuum Hose Reel	

Item	Code	Description	
	T432A	Auto cleaner Hose with Molded Cuffs (Dia. 1-1/2") 80cm	
	T432B		1m
	T432C		1.2m
	T432D		1.5m
	T903	Filter Connector Hose Blow Molded /PE (Dia. 1-1/2") 3ft	
	T904		6ft
	T146A	Economy Blue Backwash Hose (Dia. 1-1/4") 7.62m	
	T146B		25cm
	T146C		50cm
	T146D		100m
	T146E		200m
	T146F		15m
	T146G		30m
	T146H		60m
	T127A	Economy Blue Backwash Hose (Dia. 1-1/2") 7.62m	
	T127B		25cm
	T127C		50cm
	T127D		100m
	T127E		200m
	T127F		15m
	T127G		30m
	T127H		60m
	T148A	Economy Blue Backwash Hose (Dia. 2") 7.62m	
	T148B		25cm
	T148C		50cm
	T148D		100m
	T148E		200m
	T148F		15m
	T148G		30m
	T148H		60m